



Native Women's  
Association of Canada

L'Association des  
femmes autochtones  
du Canada

# 2019 VOTING GUIDE

FOR INDIGENOUS WOMEN, TWO-SPIRIT,  
AND **LGBTQQIA** VOTERS

CREATED BY THE NATIVE WOMEN'S ASSOCIATION OF CANADA (NWAC)  
WITH SUPPORT FROM ELECTIONS CANADA



I  
Voted

📅 JUNE 20, 2019





# TABLE OF CONTENTS

<a href="#">Introduction</a>	<b>4</b>
<a href="#">Why Vote?</a>	<b>5</b>
<a href="#">A History Of Indigenous Women &amp; Voting</a>	<b>6</b>
<a href="#">Indigenous Women In Canadian Politics</a>	<b>7 - 10</b>
<a href="#">When, Where And Ways To Vote: Q&amp;A</a>	<b>11 - 14</b>
<a href="#">Proof Of Identity And Address At The Polls</a>	<b>15</b>
<a href="#">List Of Accepted ID To Prove Your Identity And Address</a>	<b>16 - 17</b>
<a href="#">How Do I Decide Who To Vote For?</a>	<b>18 - 19</b>
<a href="#">Beyond Voting In Federal Elections</a>	<b>20</b>
<a href="#">Canada's System Of Government</a>	<b>22 - 23</b>
<a href="#">How Is The Federal Government Structured?</a>	<b>24 - 25</b>
<a href="#">Indigenous Two-Spirit &amp; LGBTQQIA : Tips</a>	<b>26</b>
<a href="#">Indigenous Two-Spirit &amp; LGBTQQIA : Q&amp;A</a>	<b>27 - 29</b>
<a href="#">Comfortable Options</a>	<b>30 - 31</b>
<a href="#">Useful Resources And Websites</a>	<b>32 - 34</b>



## INTRODUCTION

Indigenous women are among the fastest growing populations in Canada. They are also greatly under-represented in voter turnout for Canadian elections.

---

*The Native Women's Association of Canada (NWAC) is providing this useful guide to help Indigenous women, Two-Spirit, and LGBTQIA voters better understand the electoral system in Canada, in collaboration with Elections Canada, who provided official information on when, where and ways to vote.*

---

A greater familiarity with the electoral process will reduce barriers to voter participation and may afford Indigenous women and 2SLGBTQQIA persons an increased confidence to run for leadership positions within their community, and beyond. They are not only under-represented as voters, but also as candidates. Through this guide, and a variety of other activities, NWAC and Elections Canada work to reduce barriers to participation of Indigenous women and 2SLGBTQQIA persons in all areas of political life; their voices should be heard and their priorities represented in government.

This guide offers step-by-step voting instructions, along with actionable solutions to some common barriers. It provides information on the benefits and challenges of voting. And, for those who wish to understand their own community's historical relationships to elections and government, it introduces that history alongside an outline of Canada's governmental structure.





## WHY VOTE?

At first glance, “Why should I vote?” is a difficult question to answer; elections are rarely decided by one vote. So, consider instead the question, “Why should **we** vote?”

A recent vote count in the electoral district of Labrador West measured the margin of victory at just 5 votes.<sup>1</sup> A single family voting could have changed the outcome. Similarly, in 2017, the governing political party in B.C. lost its majority government by losing one riding. The difference in one riding was 9 votes<sup>2</sup>

Now imagine that “we” represents an entire community, or even a network of communities across Canada. In that case, if “we” vote, it can clearly make a political difference, locally, provincially, even nationally.

But beyond the specific victories and defeats, there’s a larger reason why Indigenous women and 2SLGBTQQIA persons should vote. When governments know that an entire community can be for or against them in the next election, they are compelled to listen, to respond, to represent the priorities of that community in some way. And that is the basic power at the core of any democracy.



***Voting is about asserting the democratic right to power: power to decide one’s own future, to claim and extend opportunities for one’s children, to assert the rights of a community, and to shape the broader society.***



And in the end, being an active part of a community of voters is another way of strengthening community itself.

Now, consider again the question, “Why should I vote?” Perhaps the answer is simply;



***“I vote so that we vote, so that we are stronger together.”***



<sup>1</sup> Find CBC coverage at <https://www.cbc.ca/news/canada/newfoundland-labrador/judicial-recount-for-labrador-west-%20district-1.5142220>

<sup>2</sup> Find MACLEAN’S coverage at <https://www.macleans.ca/politics/nine-voters-who-could-have-swung-the-b-c-election/>

---

## A HISTORY OF INDIGENOUS WOMEN & VOTING

Traditionally, Indigenous women played a central role in the health and well-being of their communities. They were decision makers in the use of resources, economics and politics; they determined leadership; and they were leaders themselves.


Prior to colonization, Indigenous women enjoyed political and economic power comparable to that held by the men in their communities.

After colonization, Indigenous women were denied any role in the politics and economics of colonial society, as part of a broader subjugation of all Indigenous peoples in Canada.

Indigenous peoples would not initially be able to fully exercise their electoral rights in Canada. While Canadians had the right to vote, First Nations peoples could only vote if they chose to give up their treaty rights and Indian status. This was called “voluntary enfranchisement.”

While non-Indigenous women were granted the right to vote in federal elections in 1921, it was not until 1960 that all First Nations peoples, men and women, were granted that same right without giving up their treaty rights and status.

Unlike First Nations, Inuit women and men had the right to vote in federal elections held after 1950. Métis men never had specific restrictions put on their right to vote, and Métis women obtained the right in 1921 alongside non-Indigenous women.



***In 2012, out of 633 chiefs, 111 were women. Although the percentage of female Indigenous chiefs in 2012 was only 17.5%, this was slightly higher than the percentage of female mayors of Canadian cities. Increasingly, Indigenous women serve in First Nations governments, and a growing number of Indigenous women hold leadership roles in regional and national political organizations.<sup>3</sup>***

**<sup>3</sup>** <https://www.thecanadianencyclopedia.ca/en/article/native-womens-issues>

---

## INDIGENOUS WOMEN IN CANADIAN POLITICS

The inclusion of Indigenous women and 2SLGBTQQIA persons into Canada's political arena is a recent phenomenon, and they have since shown their value within the political process.

Indigenous women are resilient; they are caretakers, leaders and are committed to creating positive change that will benefit their communities and all Indigenous peoples. They are making a difference working within parties, as well as running as candidates, and in leadership and decision-making roles. Here's a list of notable Indigenous women who have made, and are making, a difference in community, federal, provincial and territorial politics and in academia and research.



### ETHEL BLONDIN-ANDREW

Was the first Indigenous woman to be elected to the Parliament of Canada. She is a Dene who was first elected in 1988 as a Member of Parliament (MP) for the riding of Western Arctic in the Northwest Territories. She was re-elected in 1993 and was appointed Secretary of State for Training and Youth, making her the first Indigenous woman to become a member of the Privy Council and Cabinet.

Ethel Blondin-Andrew, Copywrite House of Commons 2004

---



### THELMA J. CHALIFOUX (1929-2017)

Was a former Canadian politician and teacher. She was the first female Métis to receive the National Aboriginal Achievement Award. Chalifoux was appointed to the Canadian Senate on November 26, 1997. She served in the Senate until February 8, 2004, when she retired and returned to her roots, operating the Michif Cultural Institute in St. Albert, Alberta.

"Thelma Chalifoux" by NAIT is licensed CC BY-ND 2.0



## NELLIE COURNOYEA

Is a former Canadian politician of Inupiaq heritage, who served as the sixth premier of the Northwest Territories from 1991 to 1995. She was the first female premier of a Canadian territory and the second female premier in Canadian history. She is an Officer of the Order of Canada and the Order of the Northwest Territories.

*Nellie Cournoyea, US Embassy Canada, CC BY-SA 2.0*



## TINA KEEPER

Is a Cree actress, activist, and former politician from Winnipeg, Manitoba. She has been very active on suicide prevention as a member of a visioning committee for a Manitoba suicide prevention program. From 2006 to 2008, Keeper was the MP for the riding of Churchill in Manitoba.



## LEONA AGLUKKAQ

Was first elected to work for the Nunavummiut in the House of Commons in October 2008. On October 30, 2008, she became the first Inuk to be sworn into the Cabinet, as the Minister of Health.

*Leona Aglukkaq\_by Office of the Minister of Health, CC BY-SA 3.0*



## EVA AARIAK

Was elected in the 2008 territorial election to represent the electoral district of Iqaluit East in the Legislative Assembly of Nunavut.

She subsequently served as Premier of Nunavut until 2013. Aariak was the fifth woman to serve as a premier in Canada.

*Own Work CC BY-SA 3.0*





## SHELLY GLOVER

Is a Manitoba Métis who was first elected as an MP in 2008 to represent Saint Boniface, Manitoba. She is the first female police officer to be elected in Canadian parliamentary history. Glover served as the Minister of Canadian Heritage and Official Languages and has now returned to the Winnipeg Police Force.

*The Honourable Shelly Glover, Minister of Canadian Heritage and Official Languages  
Photos by: Ernesto Di Stefan, CC BY 2.0*



## CAITLIN TOLLEY

Is an Algonquin leader from Kitigan Zibi. She has been a member of the Assembly of First Nations National Youth Council and has worked to advocate for First Nations youth. In 2012, at the age of 21, she was the youngest band councillor elected to her community. In 2018, the Public Policy Forum recognized her work with their Emerging Leader Award. She received her Juris Doctor (law degree) from the University of Ottawa in 2017.





## JODY WILSON-RAYBOULD

A member of the We Wai Kai Nation, she is a Canadian politician and the Independent Member of Parliament for the British Columbia riding of Vancouver Granville. She served as Minister of Justice and Attorney General of Canada in the cabinet of Justin Trudeau from 2015 until 2019 and then as Minister of Veterans Affairs of Canada in early 2019. Before entering Canadian federal politics, she was a Crown Prosecutor for British Columbia, a Treaty Commissioner and Regional Chief of the B.C. Assembly of First Nations. In 2017, Wilson-Raybould was named Policy-Maker of the Year by the Macdonald-Laurier Institute.

By Erich Saide, CC BY-SA 3.0,



## LORNA STANDINGREADY

Was born and raised on the Peepeekisis Reserve. She excelled at the Saskatchewan Indian Federated College, University of Regina, and holds a Bachelor of Administration (2000).

Lorna was the recipient of the Saskatchewan Indian Women's Association Appreciation Award, and in 2005 she received the Saskatchewan Jubilee Award. She has also been involved in the women's movement, health and child welfare programs and, as of 2008, with the John Howard Society.

Lorna Standingready by The United Church of Canada is licensed under CC BY-NC-ND 2.0



## WHEN, WHERE AND WAYS TO VOTE: Q&A

This section on federal elections contains official information provided by Elections Canada.

### HOW DO I CONTACT ELECTIONS CANADA?

 Call 1-800-463-6868

 Visit [www.elections.ca](http://www.elections.ca)



## Am I Eligible To Vote?

You are eligible to vote if:

- ✓ You are a Canadian citizen
- ✓ You are at least 18 years old on election day
- ✓ You can prove your identity and address (or have someone eligible vouch for you; see pages: 14 – 15)  
**For all I.D. questions, See Proof of Identity and Address (page: 15).**

## How Do I Register To Vote?

- 1. Using the online voter registration service**  
*(E-Registration) at [elections.ca/register](https://elections.ca/register).*  
This service platform will guide you in completing your registration or address update online.
- 2. By mail (outside of an election)**  
*Contact Elections Canada at 📞 1-800-463-6868.*  
They will e-mail, mail or fax you a registration form.
- 3. At any Elections Canada office**  
Once the election is called.
- 4. At the polls**  
If you couldn't register ahead of time, you can still register when you go to vote.

## How Do I Vote In A Federal Election?

Elections Canada mails all registered voters a voter information card after the election is called. The voter information card tells you where, when and the ways to vote.

If you did not register in time to receive your voter information card, visit [elections.ca](https://elections.ca) or call Elections Canada at 📞 1-800-463-6868.

There are four different ways you can vote. Whichever way you choose, you will need to prove your identity and address. The options are on the following page.

## How Do I Vote In A Federal Election? (continued)

### 1. On Election Day

On election day, go to your polling station to vote. Take your voter information card, accepted identification and proof of address with you when you go to vote. The date, times and address will be on the card. Elections are normally held on a Monday, and polls are open for 12 hours.

### 3. Elections Canada Offices

From the day after the election is called until 6 p.m six days before the election, electors can vote at any of the over 500 Elections Canada offices that will be open across the country. Hours will vary, but each office will be open between seven-and-a-half to 12 hours each day during the election. For the 2019 election, additional offices will be set up on over 110 school campuses (universities, colleges and CEGEPs). These offices will be open for the 4 days before the first day of advance polls, and both students and non-students can vote there. The full list of locations will be available on Elections Canada's website once the election is called.

### 2. At The Advance Polls

You can vote earlier at the advance polls. These are polling stations made available before election day for those who are unable to vote on that day, or for convenience. They are held on the tenth, ninth, eighth and seventh day before election day.


### 4. By Mail

To vote by mail (special ballot), once the election is called, you need to:

- ✓ Complete and print the Application for Registration and Special Ballot form, available on Elections Canada's website, at any Elections Canada office, or by calling Elections Canada at **1-800-463-6868**. If you are outside of the country, you can also request the form at a Canadian embassy, consulate or high commission.
- ✓ Send Elections Canada your filled form with a copy of your proof of identity and address and they'll mail you a voting kit.
- ✓ Ensure your marked ballot is received by Elections Canada before 6 p.m. on election day, or it will not be counted.
- ✓ Once your application for a voting kit has been accepted, it is the **ONLY** way you can vote.

**DON'T WAIT TO REQUEST YOUR VOTING KIT** 

There are deadlines to vote by mail.

 **I am out of the country during the election. How do I vote?**

You can vote by mail (See Previous Page)

 **I live on a reserve. Can I vote?**

Yes, polling stations are established on many reserves when the polling division is completely (or mostly) made up of a reserve. In most cases, the polling station is located at the band council office or the community centre. If the band council does not allow a polling station to be set up on the reserve, it will be located in an area outside of the reserve.

 **What happens when I go to vote?**

1. When you enter the polling place, an election worker greets you and shows you to the right table.
2. At your table, show your proof of identity and address.
3. The election worker will initial, fold and hand you a ballot.
4. Go behind the voting screen, mark and refold your ballot to keep it secret.
5. Return your ballot to the worker so they can tear off the tab.
6. Put your ballot in the box.

## STUDENTS

### Where To Register & Vote



#### Which Address Do I Use To Register?

If you live in two places – one while at school, the other while away from school – choose which you consider home and use that address to register. You vote in the riding where that home address is located. Remember that you will need ID matching the address you use to register.



#### Can I Vote On Campus?


Some campuses have advance and/or election day polling places. If you consider your campus residence to be your home, you can vote at a polling place on campus. You will need ID proving your address on campus, and to be assigned to that polling place. Elections Canada will also open more than 115 offices for four days during the election on select campuses. Students can visit the offices to get information, register and vote on site. Note that home or away, you can vote at **any** Elections Canada office or by mail.

**DEADLINES APPLY.**



**Don't forget your proof of identity and address!**

# PROOF OF IDENTITY AND ADDRESS AT THE POLLS



## Option 1

### Show one of these pieces of ID

- ✓ Your driver's license
- ✓ Any other card issued by a Canadian government (federal, provincial/territorial or local) with your photo, name and current address

**Expired ID is Acceptable** so long as it has your name and current address.

## Option 2

### Show TWO pieces of ID

**Both** must have your name and at least one must have your current address.

Examples:

- ✓ Voter information card and bank statement
- ✓ Utility bill and student ID card

### **Don't have these? No problem!**

See the list of acceptable ID to prove your identity and address in the next page under : **Option 2**

## Option 3

### If you don't have ID

You can still vote if you declare your identity and address in writing and have someone who knows you and who is assigned to your polling station vouch for you.

The voucher must be able to prove their identity and address. A person can vouch for only one person. (Except in long-term care institutions)

**Have you changed your name, gender-presentation, or appearance? No Problem!**

See 2SLGBTQQIA Tips pages: 26 - 29





## OPTION 2: LIST OF ACCEPTED ID TO PROVE YOUR IDENTITY AND ADDRESS

### ***From a government or government agency***

- ✓ Band membership card
- ✓ Birth certificate
- ✓ Canadian citizenship card or certificate
- ✓ Canadian Forces identity card
- ✓ Canadian passport
- ✓ Card issued by an Inuit local authority
- ✓ Firearms license
- ✓ Government cheque or cheque stub
- ✓ Government statement of benefits
- ✓ Health card
- ✓ Income tax assessment
- ✓ Indian status card or temporary confirmation of registration
- ✓ Library card
- ✓ License or card issued for fishing, trapping or hunting
- ✓ Liquor identity card
- ✓ Métis card
- ✓ Old age security card
- ✓ Parolee card
- ✓ Property tax assessment or evaluation
- ✓ Public transportation card (not accepted for online registration)
- ✓ Social insurance number card (not accepted for online registration)
- ✓ Vehicle ownership
- ✓ Veterans Affairs health care identification card

### ***From a health care facility or organization (not accepted for online registration)***

- ✓ Blood donor card
- ✓ CNIB card
- ✓ Hospital card
- ✓ Label on a prescription container
- ✓ Identity bracelet issued by a hospital or long-term care institution
- ✓ Medical clinic card

### ***From Elections Canada***

- ✓ Targeted revision form to residents of long-term care institutions
- ✓ Voter information card

### ***From a private organization***

- ✓ Employee card
- ✓ Residential lease or sub-lease
- ✓ Utility bill (e.g.: electricity; water; telecommunications services including telephone, cable or satellite)



### **From an educational institution**

- ✓ Correspondence issued by a school, college or university
- ✓ Student identity card

### **Letters of confirmation**

- ✓ Letter from a public curator, public guardian or public trustee
- ✓ Letter of confirmation of residence from a First Nations band or reserve or an Inuit local authority
- ✓ Letter of confirmation of residence, letter of stay, admission form, or statement of benefits from one of the following designated establishments:
  - Student residence
  - Seniors' residence or long-term care institution or shelter
  - Soup kitchen
  - A community-based residential facility

### **From a financial institution**

- ✓ Bank statement
- ✓ Credit card (not accepted for online registration)
- ✓ Credit card statement
- ✓ Credit union statement
- ✓ Debit card (not accepted for online registration)
- ✓ Insurance certificate, policy or statement
- ✓ Mortgage contract or statement
- ✓ Pension plan statement
- ✓ Personal cheque (not accepted for online registration)



### **Electronic e-statements and e-invoices are acceptable.**

Print them or show them on a mobile device.

### **Native Languages:**

This list of accepted I.D. is also available in several native languages, online at

 [www.elections.ca](http://www.elections.ca)

For other formats, such as Braille and audio call

**1-800-463-6868**





# HOW DO I DECIDE WHO TO VOTE FOR?

Deciding who to vote for can be tricky. Here are four steps to get you started.

## **STEP 1:**

Gather information on the political parties and compare their views on issues you care about.

*The current registered political parties in Canada are:*

- ✓ Alliance of the North
- ✓ Animal Protection Party of Canada
- ✓ Bloc Québécois
- ✓ Christian Heritage Party of Canada
- ✓ Communist Party of Canada
- ✓ Conservative Party of Canada
- ✓ Green Party of Canada
- ✓ Liberal Party of Canada
- ✓ Libertarian Party of Canada
- ✓ Marijuana Party
- ✓ Marxist-Leninist Party of Canada
- ✓ National Citizens Alliance of Canada
- ✓ New Democratic Party
- ✓ People's Party of Canada
- ✓ Progressive Canadian Party
- ✓ Rhinoceros Party

**WHEN IT COMES TO POLITICAL  
ENGAGEMENT, WHAT ARE THE  
PRIORITIES AND ISSUES YOU  
CARE ABOUT?**



**HOW DO THE DIFFERENT  
POLITICAL PARTIES ADDRESS  
THOSE PRIORITIES  
AND ISSUES?**





 **STEP 2:**

Find your riding to determine which candidates are running there. The list of candidates in your riding for the 2019 election will be published 17 days after the election is called.

 Visit [www.elections.ca](http://www.elections.ca)

 **STEP 3:**

Once you have chosen a political party, learn about the candidate's leadership abilities, experience and past actions. Have they been active on the issues you want addressed in your community? To help shape your opinion, find out what people you respect think about the candidates.

 **STEP 4:**

Make your judgment. Which political party and candidate will best represent you and your community?





## BEYOND VOTING IN FEDERAL ELECTIONS: WHAT ELSE CAN I DO?

In general, there are two ways to engage in politics and shape government: one can engage from within the existing political structures or from outside the formal structures of the governmental system.

Some examples follow:

### **PARTICIPATION FROM WITHIN:**

- ✓ **Run for office:**  
Become a candidate in a federal, provincial, territorial or municipal election; This is a powerful way to make your voice heard.
- ✓ **Political parties:**  
Assist with an election campaign; volunteer for a political party or a candidate.
- ✓ **Chief and band council:**  
Run in community band elections or promote a community candidate.
- ✓ **Other Elections:**  
Vote in a community band election; vote in provincial, territorial or municipal elections..

### **PARTICIPATION FROM OUTSIDE:**

- ✓ **Non-governmental organizations (NGOs):**  
Assisting in public awareness campaigns, engaging in social media activism.
- ✓ **Protest groups:**  
Advocating or rallying on certain issues, boycotting a product for ethical reasons, signing petitions, protesting proposed laws.
- ✓ **Community groups:**  
Participating on a women's committee in the community to talk about issues, organizing community meetings to educate members, fundraising to enhance awareness, volunteering at events in the community.
- ✓ **Individual Awareness:**  
Participating on a committee in your community, following the news.

## A NOTE ON INDIGENOUS PARTICIPATION IN CANADIAN POLITICS

Some Indigenous people choose not to vote in federal elections because of their views on Indigenous sovereignty. In some communities, the general view has been that they are a sovereign people, meaning that they are not Canadians. For this reason, many believe they should not interfere in Canada's elections and governance, and the Canadian government should not interfere in theirs.

---

***However, with the growing recognition of a need for real reconciliation, NWAC encourages Indigenous communities to participate in elections at every level of government. The more Indigenous women speak with their votes, the more their voices will be heard.***

---





## CANADA'S SYSTEM OF GOVERNMENT


The Canadian government is a representative democracy. This means it is a form of government in which all eligible citizens have the right to participate in decisions that affect them, either directly or through an elected representative.

Prior to European contact, democratic forms of government were already well-known to Indigenous peoples in Canada and were included in the range of systems by which

they governed themselves.

In addition to being an independent sovereign democracy, Canada is also a federal state made up of 10 provinces and three territories.

In democracies such as Canada, political parties are elected to run a government. A political party is a group of people who share common ideas, goals and principles as to how the country should be governed.



### Did you know?



The words Parliament and government do not mean the same thing.

**Government:**

The running or governing of a country.

**Parliament:**

Is made up of the Crown, Senate and House of Commons. Its responsibility is law-making (legislative).



## WHAT ARE THE THREE LEVELS OF GOVERNMENT AND WHAT DO THEY DO?

Canada has three main levels of government: Federal, provincial or territorial, and municipal.

### **1. THE FEDERAL LEVEL:** (THE GOVERNMENT OF CANADA)

Is responsible for things that affect the whole country: citizenship and immigration, foreign affairs, national defense, and trade. It is also responsible for Crown-Indigenous relations and Indigenous services.

### **2. THE PROVINCIAL OR TERRITORIAL LEVEL:** (FOR EXAMPLE, THE PROVINCE OF MANITOBA)

Is responsible for things within that region, such as social services (education and health care), property and civil rights, water management and highways.

### **3. THE MUNICIPAL LEVEL**

Is usually linked to a city, town or district. It is responsible for areas such as water and sewer services, roadways, public transit, local police, firefighting, animal control and waste management.

Sometimes these three levels of government share responsibilities in terms of the environment, parks, economic development and laws.

Also, across the country, there are band councils that govern First Nations communities, as well as Inuit and Métis governance structures that make decisions and policies in their communities. These elected councils are similar to municipal councils. They make decisions on issues such as membership, education, health, cultural programs, planning and land use, hunting, fishing, trapping and plant harvesting.



# HOW IS THE FEDERAL GOVERNMENT STRUCTURED?

## 1. EXECUTIVE BRANCH:

The executive branch is the decision-making branch of government and is made up of the Crown, the Prime Minister and the Cabinet.

### **Crown:**

The Governor General (GG) is the Queen's representative in Canada. The GG does not support any political party, and today has mostly ceremonial duties.

However, the GG is responsible for signing bills into law to make them official (also known as giving "royal assent") and is also the Commander-in-Chief of the Canadian Forces.

### **Prime Minister:**

The Prime Minister is the head of the government and is in charge of the Cabinet. The Prime Minister is the leader of the party that has the most seats in the House of Commons.

### **Cabinet:**

Cabinet ministers are usually selected from the members of the House of Commons but can also come from the Senate or outside of Parliament. The Prime Minister selects Cabinet ministers, and the ministers are responsible for different federal departments, such as Global Affairs Canada, and Health Canada.



## 2. LEGISLATIVE BRANCH

The legislative branch of the federal government is responsible for approving or rejecting proposed federal laws. It is made up of two chambers, the House of Commons and the Senate because there are two chambers, the system is referred to as “bicameral”.

### ✓ *House of Commons:*

With 338 elected members of Parliament (MPs), the House of Commons votes on bills and passes laws. MPs represent the people in their riding and are usually associated with a political party. Each MP represents approximately 100,000 Canadians. There are 338 seats in the House of Commons, representing 338 ridings (electoral districts) and 16 registered political parties, as well as independent MPs.

### ✓ *Senate:*

Senators are appointed by the GG on the advice of the Prime Minister. The Senate reviews and debates bills as part of the process of voting bills into law. Senators can also present petitions, discuss committee reports, and make statements on key issues.

## 3. JUDICIAL BRANCH

The judicial branch of government is responsible through a series of independent courts for applying laws to citizens, governments and corporations.

### ✓ *Supreme Court, Federal Court, and Federal Court of Appeal:*

The laws are passed by the executive and legislative branches. Federal judges are appointed by the federal government.



## INDIGENOUS TWO-SPIRIT & LGBTQQIA : TIPS

Identity is an ~~obstacle to voting~~ a **reason to vote**.

Communities that live at the margins of society have too often been silenced when they try to raise their collective voices. Political access has too often been restricted, limiting the full participation of the marginalized.

To achieve the full inclusion of **all** Canadian citizens in the electoral process, we must be certain that social identity (race, gender, age, culture, accessibility, orientation, etc.) does not prove a significant barrier to voting. To that end, Elections Canada, in collaboration with key interveners, offers all Canadians that wish to use them, voting options providing additional measures of privacy, discretion, flexibility, comfort, and ease.



## BUT FIRST : Q&A



### Gender Change or Gender Non-Conforming Identity

Fortunately, your vote does not depend on your sex, your gender identity, or your gender expression. You can vote whether your I.D. says "F", "M", or "X". And, you can even mix and match those markers on different forms of identification, so long as the name and address remains the same. However, though gender's irrelevant, online or paper forms, as prescribed by law, still require you to choose your gender as "F", "M", or "X" when registering and voting in a federal election.

### Change of Appearance: I.D. doesn't look like you?

You do not need to look like your I.D. to vote. However, a poll worker may ask you to explain why your photo doesn't match your appearance. If that might be uncomfortable for you, please consult our "Comfortable Options" on pages 30 - 31.



## Have you changed your name?

Changing your name with other government agencies will not ensure that you have updated your name on the List of Registered Electors. If you haven't contacted Elections Canada to change the name you are registered under, your registration will not match your I.D.

### **You can update your name by**

- ✓ Using a registration update form by mail/fax or
- ✓ You can update your name during registration at the polling station when you go to vote. You will need to fill in a Registration Certificate, and you may wish to go directly to the Registration Desk to complete the name change if you wish to avoid drawing any attention to yourself.

To avoid these steps and any associated anxiety you might experience when dealing with your old name during the voting process, you can use online document submission to create a new registration. However, this does not guarantee that your old record will be updated or made inactive. To be sure, you can contact Elections Canada directly, in advance, and inform them of any name changes by calling:

**📞 Elections Canada at 1-800-463-6868.**

## If you have concerns for your safety because your home address is made public?



If you are concerned for your safety because your name and address is made public on the List of Electors, you may apply to the local Elections Canada office to use another address when you vote by special ballot. For example, an elector, transitioning to another gender identity, fleeing an abused spouse or a common-law partner, or hiding from a violent partner, could request this process.

You must still show acceptable proof of identity and residence to the Returning Officer (RO) or the AARO (Additional Assistant Returning Officer), but this may be done in a private area of the office and the RO/AARO may not show your identification to a candidate or their representative. To protect your current location, the address appearing on the application for voting and mailing purposes must be a different address in the electoral district. Elections Canada will mail-out your ballot to the different address, or you can pick it up at the RO office or AARO office.



## COMFORTABLE OPTIONS

### **1. CHECK REGISTRATION:** CHECK TO BE SURE YOUR REGISTRATION INFORMATION IS CURRENT AND ACCURATE (FOR NO SURPRISES)

#### ✓ **Check online:**

Using the online Voter Registration Service (on the Elections Canada Website), check if you are registered under your previous information, and then check again using your current information. Call Elections Canada if the information is not current or if you find you are registered twice.

#### ✓ **Contact Elections Canada by phone:**

 *Call Elections Canada at 1-800-463-6868.*

### **2. ALTERNATIVES TO PHOTO I.D.**

If you do not have or don't want to use a government issued photo ID with your name and address, you may combine two pieces of ID, but both must have your name and at least one must have your current address (for details see "Option 2" on page 16 - 17). Or, you can ask someone, who knows you and is assigned to the same polling station, to vouch for you (for details see "Option 3" on page 15).

Another option is to ask your First Nations band or reserve or an Inuit local authority to issue a letter of confirmation of residence that can be used to register and vote.



### 3. VOTE BY MAIL

If it is more convenient and comfortable, you may also vote by mail. You will need to apply so that Elections Canada can send you a special ballot voting kit in the mail. The deadline to apply to vote by mail is 6:00 pm the Tuesday before election day. Once the federal election is called, we encourage you to apply as soon as possible to allow enough time for your special ballot voting kit to reach you and for you to return your marked ballot to Elections Canada by election day.

### 4. VOTE AT THE ELECTIONS CANADA OFFICE (RETURNING OFFICE)

You can vote in a more private environment, in your riding, by using a **“special ballot”**.

After an election is called, Elections Canada sets up local offices in every riding in Canada, where electors can vote by Special Ballot.

To vote at an Elections Canada office, you must complete an Application for Registration and Special Ballot. Staff can help you with this form, if you'd like.

You must show proof of your identity and home address, which can include a vouching declaration or Letter of Residence. For additional information on the different options to prove your identity, please consult Elections Canada's web page on ID to Vote.

Once your special ballot application is accepted, staff will give you a special ballot voting kit. You can vote on the spot. Or, if you prefer, you can come back to the office to submit your vote later.

**The “Special Ballot” option has a few requirements:**

- ✓ You must register to vote by special ballot no later than 6:00 p.m. on the Tuesday before polling day.
- ✓ You must return the completed ballot to the Returning Officer for that riding before the close of the polls in that district on polling day.
- ✓ You must obtain the names of candidates in your electoral district (riding); they will not already be written on the ballot, because “special ballots” are used across ridings. You will complete the ballot by writing the name of the chosen candidate (not the name of the party).



## USEFUL RESOURCES AND WEBSITES

### **Elections Canada**

Home Page for Information on the 2019 Election:

<https://www.elections.ca/homeGE.aspx>

Spread the word on the 2019 election:

<https://www.elections.ca/content2.aspx?section=spr&document=index&lang=e>

Information on:

✓ **Registration:**

<https://www.elections.ca/content2.aspx?section=reg&document=index&lang=e>

✓ **Jobs:**

<https://www.elections.ca/content2.aspx?section=job&document=index&lang=e>

✓ **Ways to Vote:**

<https://www.elections.ca/content2.aspx?section=vote&document=index&lang=e>

✓ **List of ID:**

(In English)

<https://www.elections.ca/content2.aspx?section=id&document=index&lang=e>

(In several Indigenous languages)

<https://www.elections.ca/content2.aspx?section=id&dir=idLangs&document=index&lang=e>

✓ **About Federal Elections:**

<https://www.elections.ca/content2.aspx?section=faq&document=fedelect&lang=e>

✓ **Official Election Information (including shareable tools and information):**

<https://www.elections.ca/content2.aspx?section=sec&document=index&lang=e>







## USEFUL RESOURCES AND WEBSITES *(continued)*

### **Apathy is Boring**

[www.apathyisboring.com](http://www.apathyisboring.com)

### **National Association of Friendship Centres**

[www.nafc.ca](http://www.nafc.ca)

### **Native Women's Association of Canada (NWAC)**

[www.nwac.ca](http://www.nwac.ca)

### **Nunavut Literacy Council**

Student Vote

[www.studentvote.ca/home.php](http://www.studentvote.ca/home.php)

### **UNICEF**

Know Your Rights: United Nations Declaration on the Rights of  
Indigenous Peoples for Indigenous Adolescents

[www.unicef.org/policyanalysis/rights/files/HRBAP\\_UN\\_Rights\\_Indig\\_Peoples.pdf](http://www.unicef.org/policyanalysis/rights/files/HRBAP_UN_Rights_Indig_Peoples.pdf)





**Native Women's  
Association of Canada**



**L'Association des  
femmes autochtones  
du Canada**

**Head Office**

1 Nicholas Street  
Ottawa, Ontario K1N 7B7  
Tel: (613) 722-3033 | Fax: (613) 722-7687  
Toll-free: 1-800-461-4043 [reception@nwac.ca](mailto:reception@nwac.ca)

## 2019 VOTING GUIDE

### FOR INDIGENOUS WOMEN, TWO-SPIRIT, AND **LGBTQQIA** VOTERS

Created by the Native Women's Association of  
Canada (NWAC) with support from Elections Canada



Native Women's  
Association of Canada



L'Association des  
femmes autochtones  
du Canada

